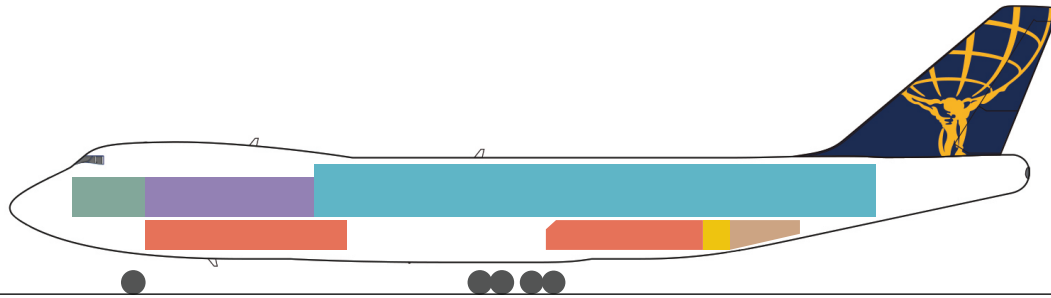


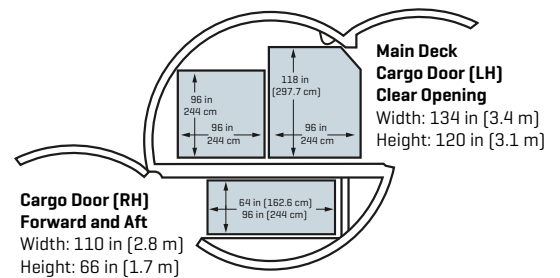
747-400F Specifications



Specifications for Selected ULDs

ULD Common Designation	Max External Dimensions L x W x H [in/cm]	Internal Cubic Capacity [ft ³ /m ³]	Maximum Gross Weight [lb/kg]	Weight Tare (approx) [lb/kg]
M-1H	96 x 125 x 118 in 244 x 317.5 x 300 cm	750 ft ³ 21.2 m ³	14,491 lb 6,800 kg	816 lb 370 kg
M-1	96 x 125 x 96 in 244 x 317.5 x 244 cm	623 ft ³ 17.6 m ³	15,000 lb 6,804 kg	772 lb 350 kg
LD-1	60.4 x 92.0 x 64.0 in 153.4 x 233.7 x 164.6 cm	175 ft ³ 5.0 m ³	3,501 lb 1,588 kg	265 lb 120 kg
P6P	96 x 125 x [64 to 118] in 244 x 317.5 [162.2 to 300] cm	407 to 740 ft ³ 11.5 to 20.9 m ³	Variable Variable	265 lb 120 kg

Cross Section Showing Main Deck and Lower Compartment



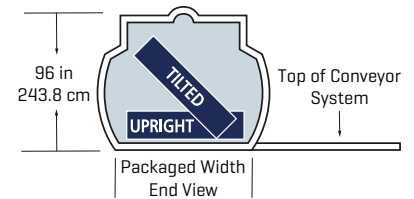
Typical Main Deck Cargo Layout



Typical Lower Lobe Cargo Layout



Nose Door



Cargo Layout Legend

Main Deck	Lower Lobe
[23] 96 in x 125 in x 118 in Pallets	[9] 96 in x 125 in x 64 in Special Pallets
[5] 96 in x 125 in x 96 in Pallets	[2] 60 in x 92 in x 64 in Containers
[2] 96 in x 125 in x 96 in Special Pallets	[1] Bulk

Nose Door Package Dimension Limitations

										Tilted Loading		
	96	90	80	70	60	50	40	30	20	12	8	4
Height in Inches	96	90	80	70	60	50	40	30	20	12	8	4
Width in Inches	106	108	113	132	140	143	145	147	148	148	151	154

Main Deck Side Door Package Length Limitations

	10	20	30	40	50	60	70	80	90	100	110	120	130	134
Height in Inches	120	470	412	367	331	302	280	259	239	219	198	179	161	
	114	536	458	404	361	326	299	277	256	237	217	196	177	158
	108	600	509	441	391	350	318	293	271	251	231	212	192	173
	102	600	561	481	418	373	338	309	284	263	243	224	204	185
	0-96	600	600	517	447	395	355	323	297	275	254	232	213	196

747-400F Specifications

Maximum Revenue Payload	249,100 lb	112,900 kg	Cruise Speed	561 mph	902 km/h
Main Cargo Compartment	21,512 ft ³	609.2 m ³	Maximum Design Range	4,455 nmi	8,250 km
Lower Forward Compartment	2,035 ft ³	57.6 m ³	Maximum Gross Takeoff Weight	875,000 lb	396,893 kg
Lower Aft Compartment	1,978 ft ³	56 m ³	Maximum Gross Landing Weight	666,000 lb	302,092 kg
Bulk Compartment	520 ft ³	14.7 m ³			

Cargo data based on Weight & Balance Manual